

Legend:

- |           |         |          |          |
|-----------|---------|----------|----------|
| DMC-White | DMC-798 | DMC-3778 | DMC-221  |
| DMC-699   | DMC-407 | DMC-822  | DMM-5282 |

Backstitches:

- DMC-310     DMM-5282

French Knots:










- DMC-310

# Santa Finds His Star - CornerStitchDesigns Santa 2011

---

**Author:** Kathleen D. Morrison  
**Copyright:** 2011 Kathleen D. Morrison  
**Grid Size:** 60W x 60H  
**Design Area:** 4.21" x 4.29" (59 x 60 stitches)

## Legend:

 [2] DMC 310 black	 [2] DMC 798 delft blue - dk	 [2] DMC 822 beige gray - lt
 [2] DMC White white	 [2] DMC 407 desert sand - dk	 [2] DMC 221 shell pink - vy dk
 [2] DMC 699 christmas green	 [2] DMC 3778 terra cotta - lt	 [2] DMM 5282 Gold

## Backstitch Lines:

 DMC-310 black       DMM-5282 Gold

## French Knots:

Ⓟ DMC-310 black

We put santa on DMC marbled aida. Try him also on blue or khaki. (Maybe add stars to the sky behind him). Make him into a pillow by stitching on a 7 count fabric like Klostern. For the star try any metallic or simply a gold colored floss. We hope you enjoy Santa, however you choose to stitch him!